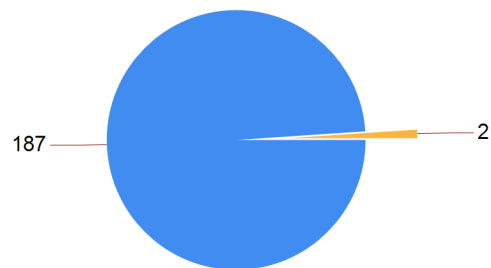


# 2017 Year 11 Activity Survey Analysis

## Heath Park High School

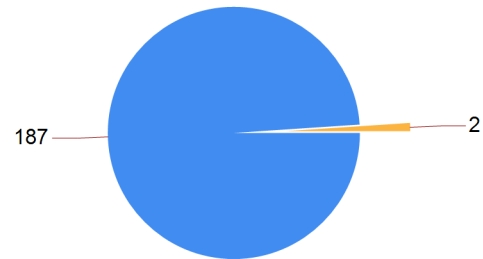
### Meeting the Duty to Participate

	No. of Clients	%
Meeting the Duty to Participate	187	98.9%
Not Participating	2	1.1%
Total	189	



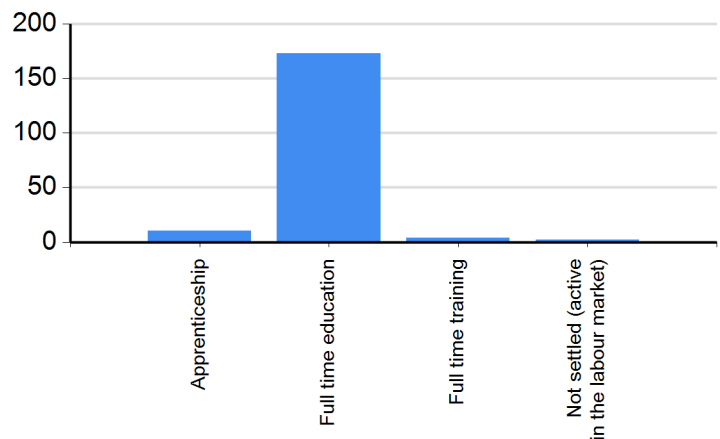
### NEET Outcomes

	No. of Clients	%
EET	187	98.9%
NEET	2	1.1%
Total	189	



### DfE Destination Groups

	No. of Clients	%
Apprenticeship	10	5.3%
Full time education	173	91.5%
Full time training	4	2.1%
Not settled (active in the labour market)	2	1.1%
Total	189	



### List of Destinations

	No. of Clients	%
2.01 School Sixth Form	96	50.8%
2.03 Further Education	77	40.7%
3.07 Apprenticeships	10	5.3%
3.01 EFA funded work based learning	3	1.6%
3.03 Traineeship	1	0.5%
4.01 Seeking employment - educ or trng only	2	1.1%
Total	189	

### Of those remaining in Sixth Form...

	No. of Clients	%
...remains in own sixth form	85	88.5%
...chose to attend a different school	11	11.5%
Total	96	